

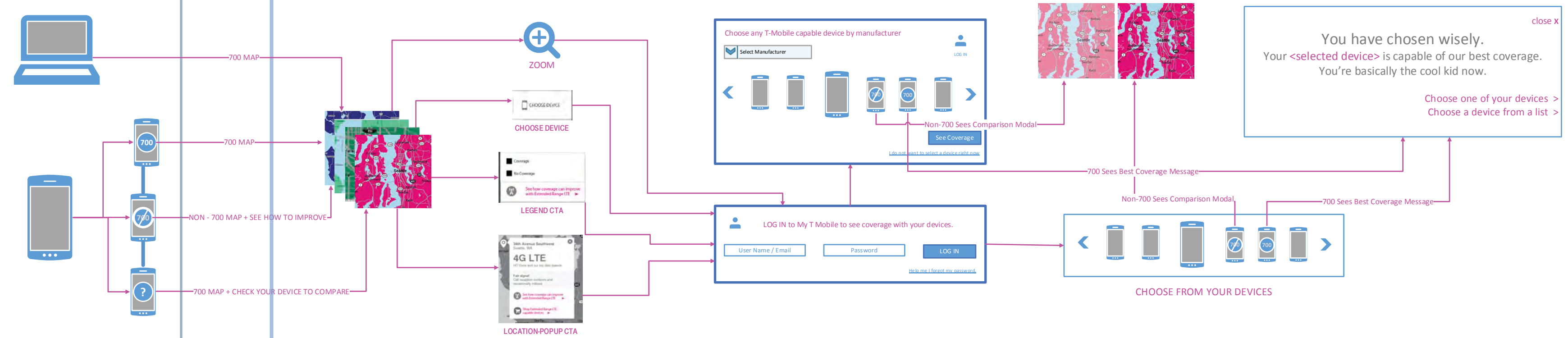
Primary User Flows

Location Service Requested

End of Automatic Device/User Queries

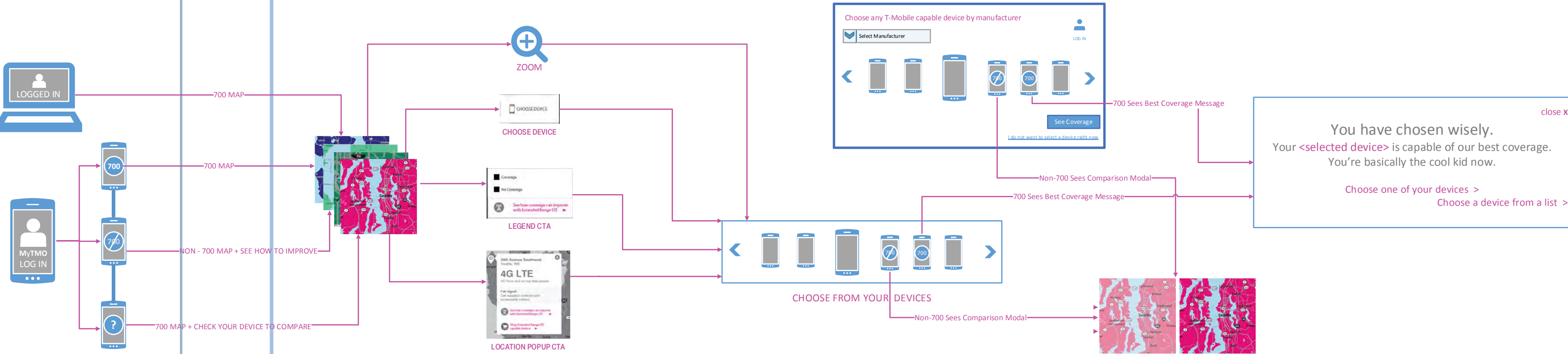
DESKTOP USER
Not Logged Into T-Mobile

PHONE USER
Not Logged Into T-Mobile



DESKTOP USER
Logged Into T-Mobile

PHONE USER
Logged Into T-Mobile

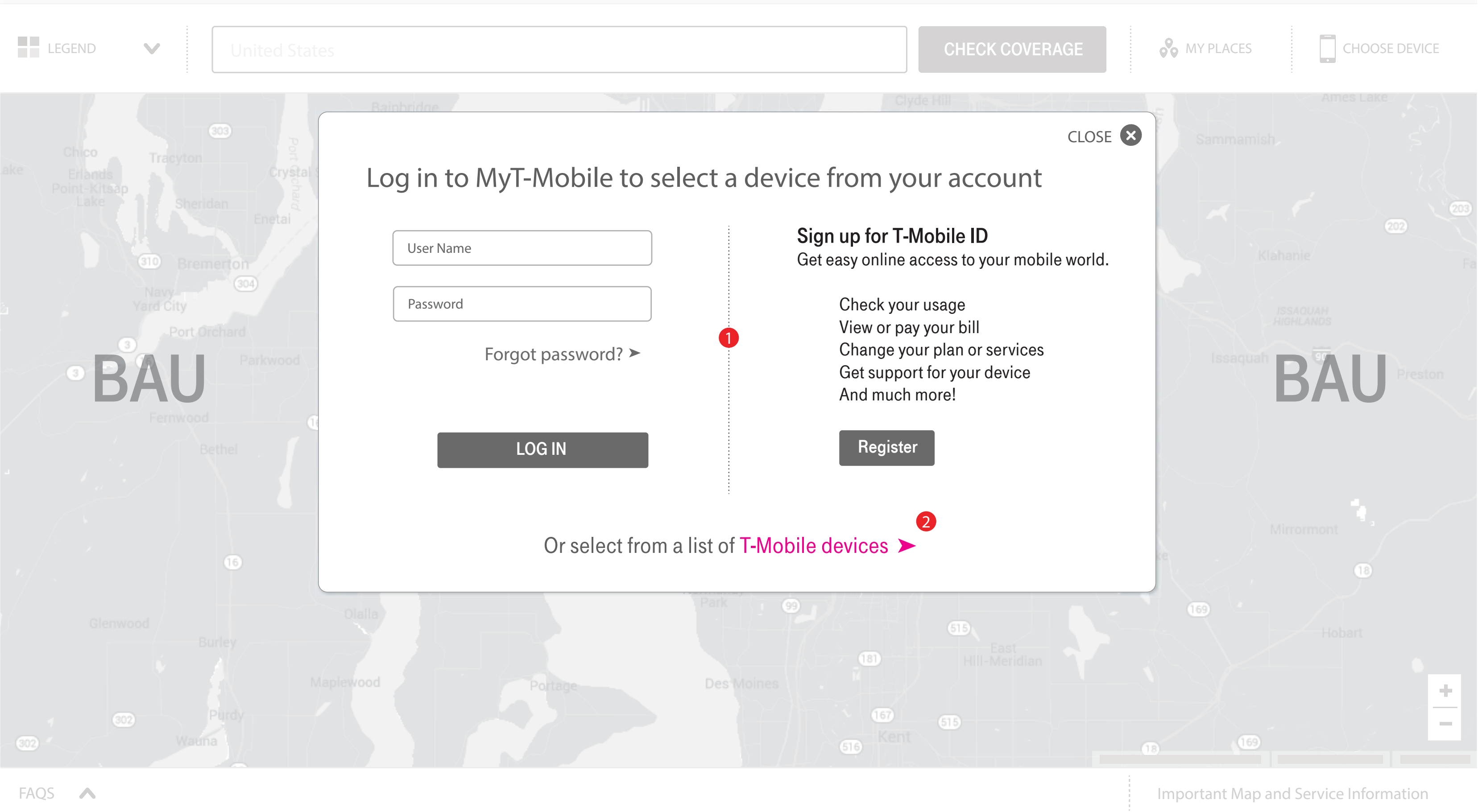


The... “Hey, You Guys Know Me..” Flow

(Checking Coverage - Logging Into MyT-Mobile - No Device Detection/Selection)



1 Entry points to “choose device” flow



1 Standard My T Mobile Login / register options

2 Link to “choose device” flow for NON LOGGED IN users.

NOTE in this scenario, the user LOGS IN.

1

2

3

4

1

2

3

4

Check coverage for any of your devices

Manufacturer Model
206 123 456

Manufacturer Model
206 123 456

Manufacturer Model
206 123 456

Manufacturer Model
206 123 456

Manufacturer Model
206 123 456

SEE COVERAGE

Select from a list of [T-Mobile compatible devices](#)

FAQS

Important Map and Service Information

1

On logging in modal shows users devices in a carousel that enlarges the focused/active phone as it glides into center.

2

Each Device displays make/model/ph#

3

Link to choose from a list of T-Mobile Phones.

4

“See Coverage” button Interaction:

Non-700 capable devices:

1. Opens Compare Modal with Selected -Phone Vs 700-Coverage maps.

700 compatible devices:

Display “best coverage” Message in Modal with:

1. Message that you have the best

2. Select another device

3. Link back to full page coverage map showing 700 Band coverage

CLOSE 

2 Compare another device ➤

The... “Wait: Don’t I Know You” ? Flow

(Checking Coverage - Logged In to My TMobile - No Device Detected/Selected)

LEGEND

United States

CHECK COVERAGE

MY PLACES

CHOOSE DEVICE

Coverage

No Coverage

3

Click to compare coverage for
T Mobile Compatible Devices ▶

34th Avenue Southwest
Seattle, WA

4G LTE

HD Voice and our top data speeds

Fair signal:
Cell reception outdoors and
occasionally indoors

3

Click to compare coverage for
T Mobile Compatible Devices ▶

Shop Extended Range LTE
capable devices ▶

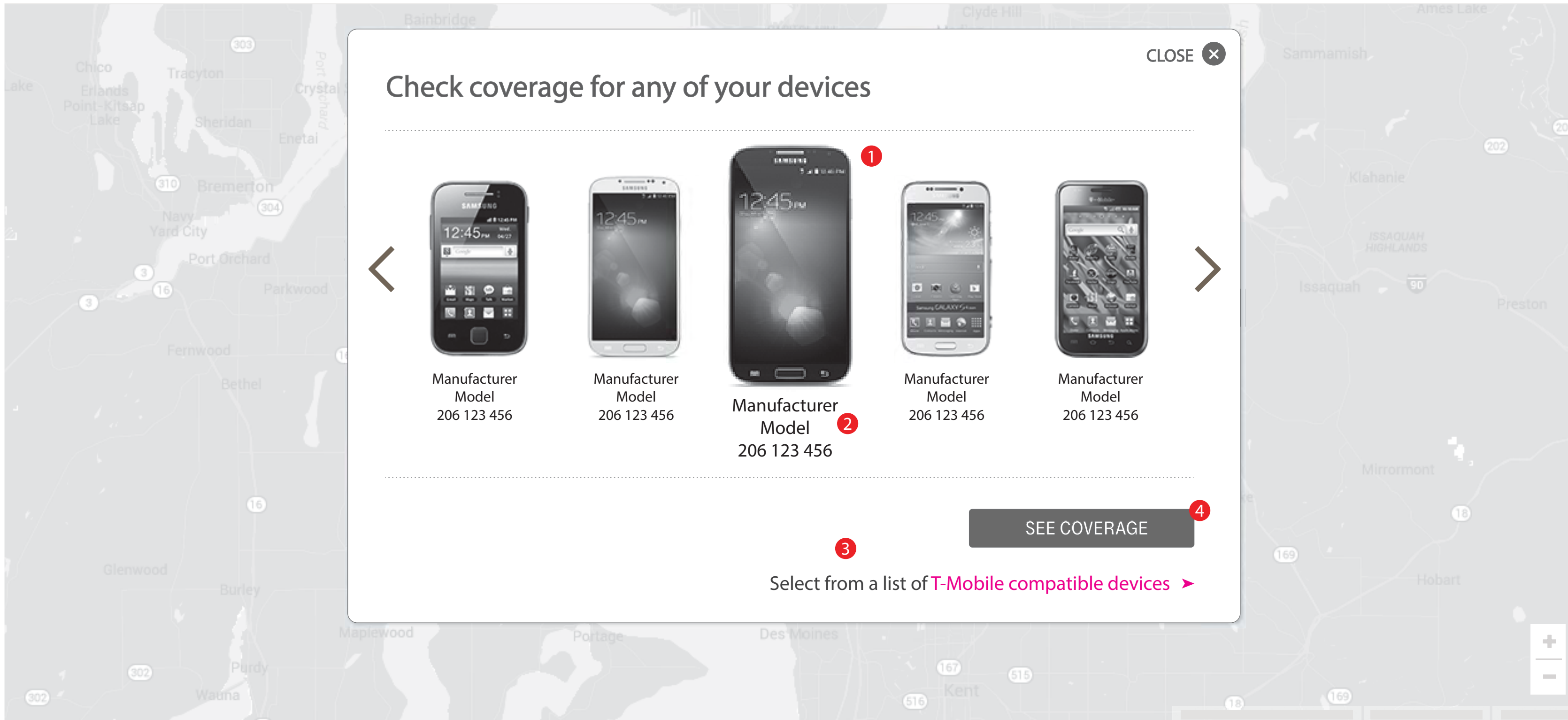
FAQS

Important Map and Service Information

1 Personalised welcome message

2 Link to carousel of devices on your account

3 Link to ANY T Mobile Device Carousel



3. Link back to full page coverage map showing 700 Band coverage

1

See if your coverage experience would improve with an Extended Range LTE capable device.

Coverage with your iPhone 5 - 3G/4G capable device

vs.

Coverage with an Extended Range LTE capable device



LEGEND

4G LTE - Excellent Signal	4G LTE - Partner	No Coverage
4G LTE - Good Signal	Talk, Text & Non-LTE Data	
4G LTE - Fair Signal	Simple Choice North America	

A

Shop **Extended Range LTE** capable devices ➤

2

Compare another device ➤

1

Selected Device listed on the left in header

A

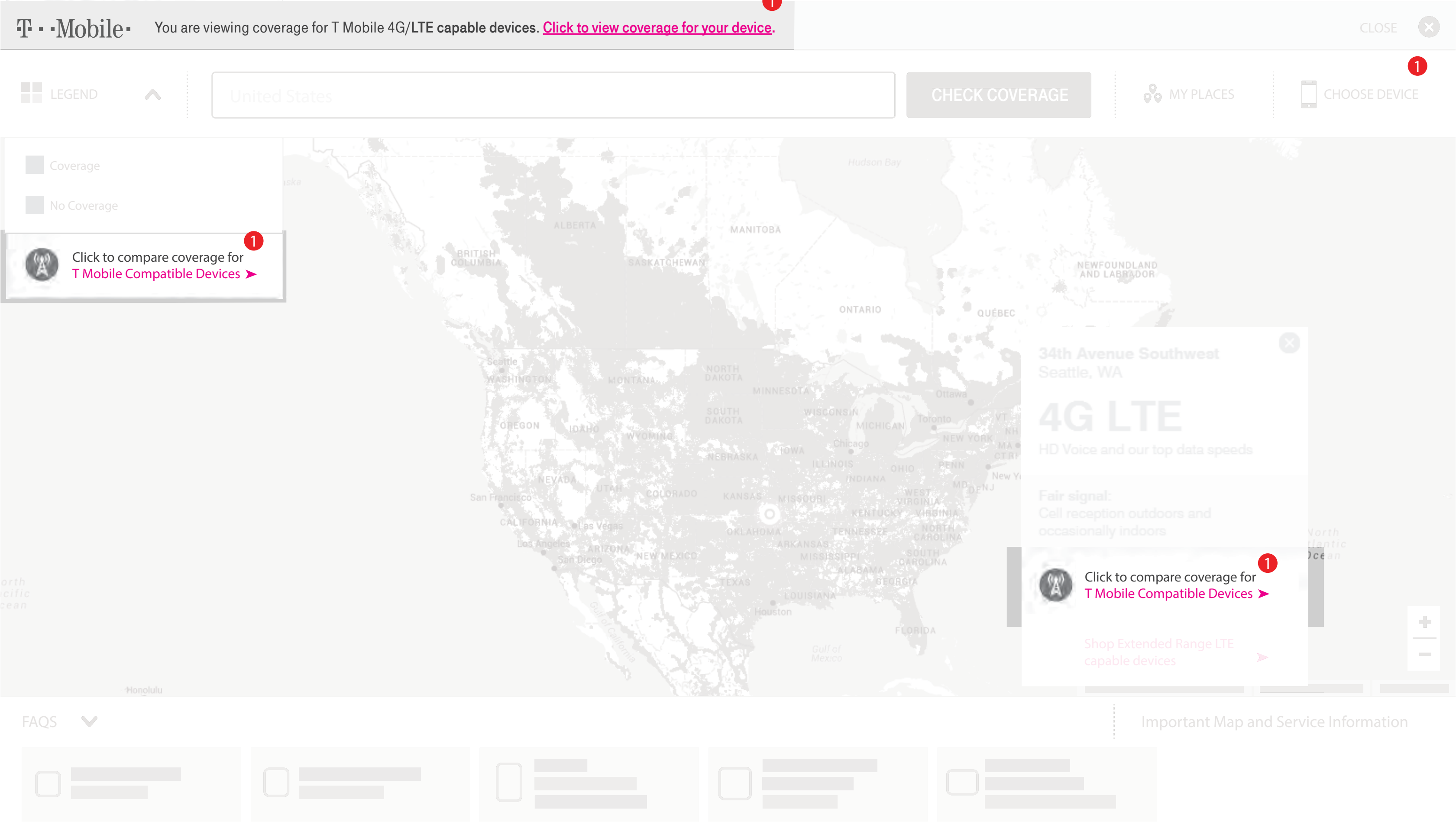
BAU - LTE Device Shopping link.

2

Link back to “Your Devices” carousel.

The... “You Don’t Know Me.” Flow

(Checking Coverage - Not Logged In - Choosing Device From List)



1 Entry points to “choose device” flow

CLOSE

×

Check coverage for a T-Mobile capable device:

Our new Extended Range LTE enhances signal strength and coverage. To ensure you can take advantage of our best technology available, you need a capable device.

1

Samsung

▼

Select a manufacturer

Alcatel

Apple

BlackBerry

Google

HTC

Kyocera

LG

Microsoft

Samsung

ZTE

My device is not in the list.

I bought a device from another carrier and I regret my horrible choices in life.

Shop Extended Range LTE capable devices

➤

2

Model Name

2G / 3G / 4G / LTE

Model Name

2G / 3G / 4G / LTE

Model Name

2G / 3G / 4G / LTE

➤

4

SEE COVERAGE

5

Log In

to MyT-Mobile.com to see coverage for your devices.

➤

1 Carousel shows devices relative to manufacturer drop down

Interaction Note: Carousel enlarges any device you touch/click as it animates the device into the center.

2 Each Device displays Model & Band(s)

3 “See Coverage” button:

Non-700 capable devices:
1. Opens Compare Modal with Selected Phone Vs 700-Coverage maps.

700 compatible devices:
Display “best coverage” Message in Modal with:
1. Message that you have the best
2. Select another device
3. Link back to full page coverage map showing 700 Band coverage

4 Displays Log-In modal and starts Choose device selection flow as logged in user.

5 Link to shop T-Mobile devices.

FAQS

⬆

Important Map and Service Information



1

See if your coverage experience would improve with an Extended Range LTE capable device.

Coverage with your iPhone 5 - 3G/4G capable device

vs.

Coverage with an Extended Range LTE capable device



[A](#) Shop Extended Range LTE capable devices ➤

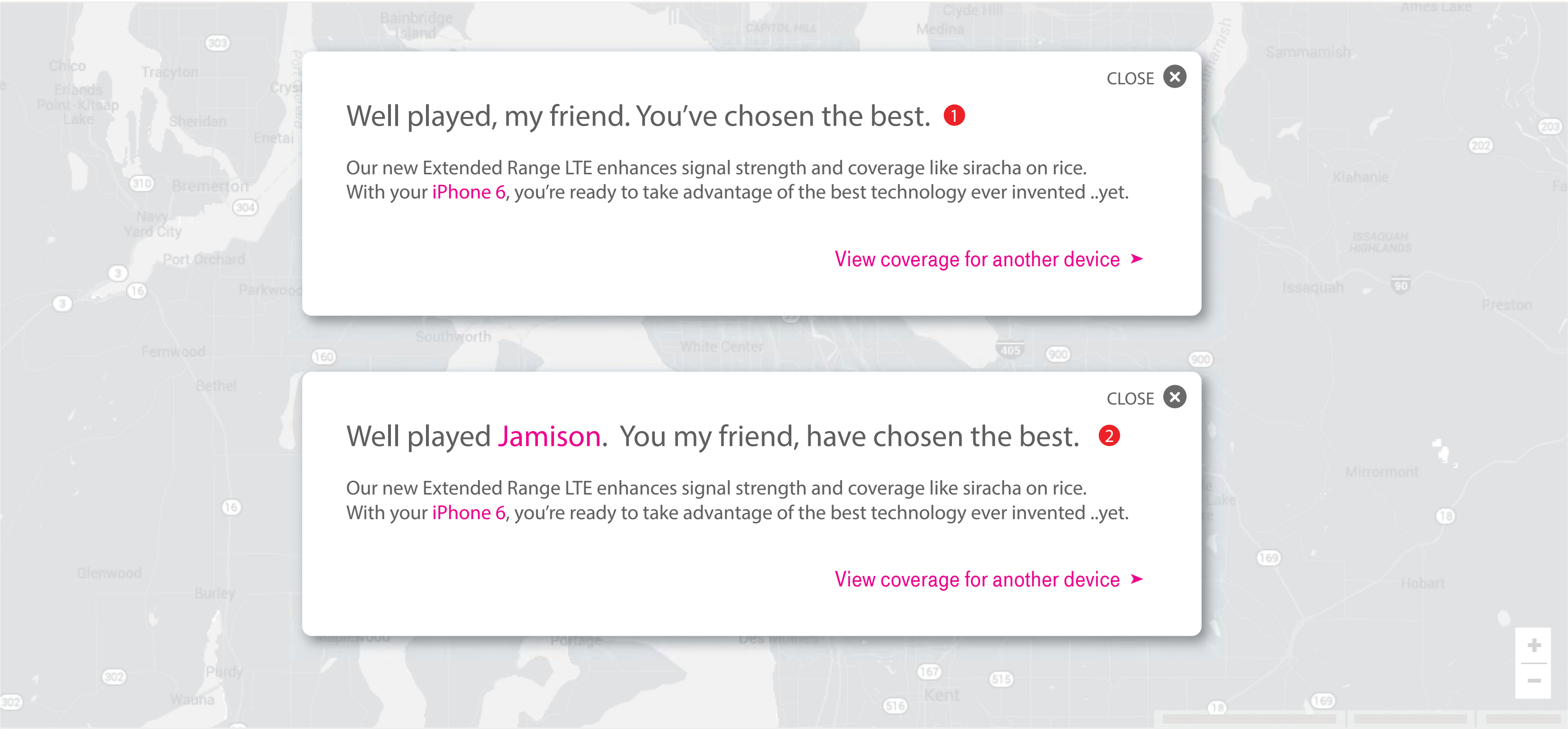
[2](#) Compare another device ➤

1 Selected Device listed on the left in header

A BAU - LTE Device Shopping link.

2 Link back to “Choose Device” Carousel.





Our You've Got The Best message

- 1** Not Logged In
- 2** Logged Into My T-Mobile